

19 March 2026

Municipal Manager  
Rustenburg Local Municipality  
Missionary Mpheni House  
Cnr Nelson Mandela & Beyers Naude  
Rustenburg  
0300

**BY E-MAIL:** Municipal Manager: [munman@rustenburg.gov.za](mailto:munman@rustenburg.gov.za) ;  
executive.mayor@rustenburg.gov.za

Dear Sir/Madam

## **WRITTEN COMMENTS FOR IDP OF 2026/2027**

1. We address this letter to you in our capacity as a registered community organisation, acting as such through our local AfriForum Rustenburg Branch.
2. As community organisation, we feel obliged to assist you in identifying key areas of improvement to continually promote the standards of living, as well as the safety of our members and the general community.
3. Section 152 of the Constitution stipulates the different objectives of the local government. More specifically, section 152(d) stipulates that a municipality must encourage the involvement of communities and community organisations in the matters of local government. The municipality's IDP is a particularly important matter for all residents in the Rustenburg Local Municipality because it has a direct effect on their area.
4. As the time for drafting the IDP for 2026/2027 is coming closer, we would like to form part of the public participation process for the drafting of the municipality's IDP. We want to do this by submitting, in writing, a few pressing issues that we, as an organisation, feel need to be resolved and therefore need to be included in the IDP. Thus, please find attached a list of all the issues we have identified.

**Address:** 58 Union Avenue, Kloofsig, Centurion • **Postal address:** P.O. Box 17216, LYTTTELTON, 0140 • **Tel.:** 086 10 200 30 • **Fax:** 012 664 1281

**Member Affairs - Fax:** 012 664 0342 • **Email:** [afriforum@afriforum.co.za](mailto:afriforum@afriforum.co.za) • **Directors:** Ms A. Bailey, Mr P.J.W. Buys, Mr F.J.D. de Klerk, Mr G.R. de Vries, Prof. D.P. Goosen, Dr D.J. Hermann, Mr C.M. Kriel, Rev. D. Laufs, Prof. J.J. Malan and Mr W.J. Nel • **Company Secretary:** Mr N.H. Arnold

• **Registration number:** 2005/042861/08 • **NGO number:** 054 - 590

5. Because involving community in matters of local government is one of your objectives, we trust that you will take this submission into consideration when drafting the IDP.

For this purpose, your attention is directed to Regulation 15 of the Local Government: Municipal Planning and Performance Management Regulations, 2001 (published under GN R796 in GG 22605 of 24 August 2001) which provides as follows:

*Regulation 15: "Community participation in respect of integrated development planning and performance management*

*(1)(a) In the absence of an appropriate municipal wide structure for community participation, a municipality must establish a forum that will enhance community participation in-*

*(i) the drafting and implementation of the municipality's integrated development plan; and  
(ii) the monitoring, measurement, and review of the municipality's performance in relation to the key performance indicators and performance targets set by the municipality.*

*(b) Before establishing a forum in terms of paragraph (a), a municipality must, through appropriate mechanisms, invite the local community to identify persons to serve on the forum, including representatives from ward committees, if any.*

*(c) A forum established in terms of paragraph (a) must be representative of the composition of the local community of the municipality concerned.*

*(2) A municipality must-*

*(a) convene regular meetings of the forum referred to in sub regulation (1) to*

*(i) discuss the process to be followed in drafting the integrated development plan.*

*(ii) consult on the content of the integrated development plan.*

*(iii) monitor the implementation of the integrated development plan.*

*(iv) discuss the development, implementation, and review of the municipality's performance management system; and*

*(v) monitor the municipality's performance in relation to the key performance indicators and performance targets set by the municipality; and*

*(b) allow members of the forum at least 14 days before any meeting of the forum to consult their respective constituencies on the matters that will be discussed at such a meeting.*

*(3) A municipality must afford the local community at least 21 days to comment on the final draft of its integrated development plan before the plan is submitted to the council for adoption.”*

Kind Regards

Armand Viljoen

District Coordinator: Marico

AfriForum

Cel: 081 217 6568

Email: [armand.viljoen@afriforum.co.za](mailto:armand.viljoen@afriforum.co.za)

## UPDATED EVIDENCE-BASED COMMENTARY

The commentary below updates our previous 2025 submission using the latest accessible official financial, governance and service-delivery information for Rustenburg Local Municipality, together with the issues previously raised by the community in our 2025/2026 IDP commentary.

### 1. Executive summary

Theme	Status	Evidence	Conclusion
Audit outcomes	No material improvement	Qualified audit outcome persisted in 2023/24.	Governance failures remain entrenched.
Operating position	Improved, but still under pressure	Revenue rose from R6.000bn to R6.471bn; expenditure rose from R6.485bn to R6.573bn.	Spending pressure remains above sustainable levels.
Liquidity	Still distressed	Current assets were R1.197bn against current liabilities of R2.335bn in 2024/25.	Rustenburg remains under severe short-term liquidity pressure.
Debt and cashflow stress	Worsened	Aged debtors worsened from R7.834bn in Sep 2024 to R9.272bn in Sep 2025.	Revenue collection and cashflow stress remain major risks.
Water and electricity losses	Mixed	Water losses improved to 37.13% by Sep 2025; electricity losses remained at 32.02%.	Water improved but remains above norm; electricity losses stay unacceptable.
Waste and infrastructure reliability	Operational backlogs remain	About 20% of areas still do not receive waste services; major electricity upgrades still require about R967m.	Operational backlogs remain active and require prioritised budget responses.

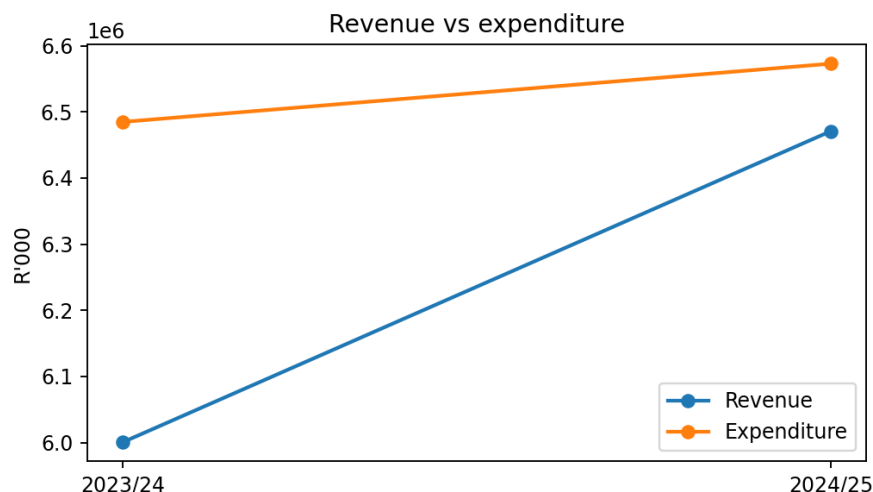
Sources: Rustenburg Section 71 / 52(d) statements, Rustenburg annual reporting, MPAC oversight reporting, and the updated statistics memorandum prepared for this commentary.

### 2. Financial governance and viability

The latest published financial figures show that Rustenburg Local Municipality remains under significant financial pressure, despite isolated signs of improvement in selected indicators.

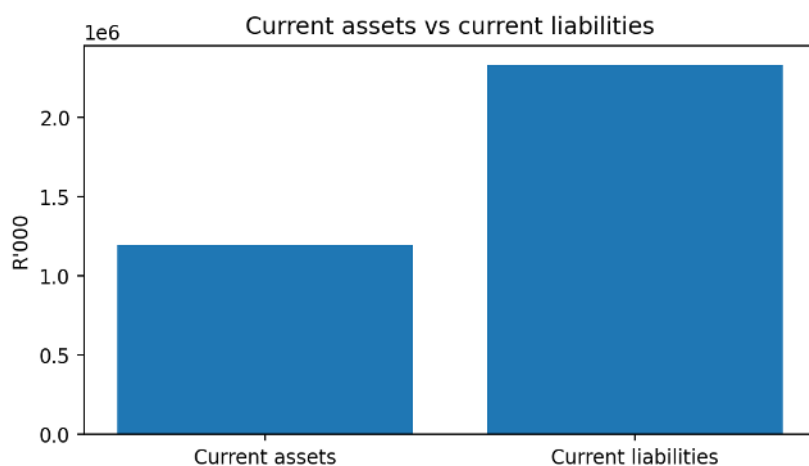
- Total operating revenue (excluding capital transfers) increased from R6.000 billion in 2023/24 to R6.471 billion in 2024/25, an increase of about 7.84%.
- Operating expenditure increased from R6.485 billion to R6.573 billion over the same period, meaning expenditure still exceeded operating revenue.
- Cash and investments declined from R981.0 million in 2023/24 to R671.4 million in 2024/25, a drop of about 31.55%.
- Current assets stood at R1.197 billion while current liabilities stood at R2.335 billion in 2024/25, leaving the municipality under evident liquidity pressure.
- Repairs and maintenance increased materially from R26.1 million in 2023/24 to R123.0 million in 2024/25, but this still leaves the municipality well below the commonly referenced 8% maintenance benchmark.
- Outstanding aged debtors worsened sharply from R7.834 billion in Sep 2024 to R9.272 billion in Sep 2025, while sundry creditors rose to R459.2 million by Sep 2025.

**Figure 1. Revenue versus expenditure (R'000)**



Based on latest comparable full-year Rustenburg operating figures for 2023/24 and 2024/25.

**Figure 2. Current assets versus current liabilities (R'000)**



Liquidity remains weak, with current liabilities materially exceeding current assets.

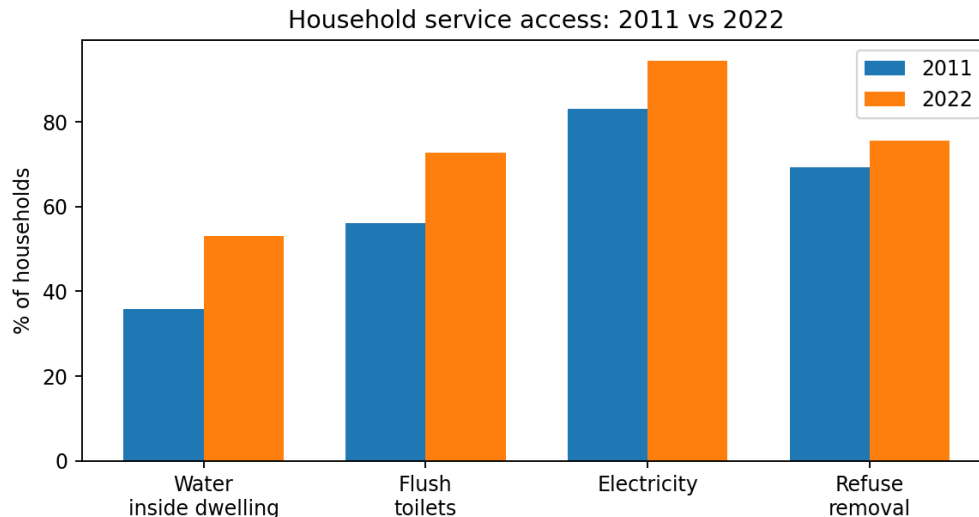
### 3. Basic services: where conditions improved and where they worsened

The longer-term service-access picture is mixed. Household access improved on several basic service indicators between 2011 and 2022, but the municipality still faces major operational reliability problems in water, electricity, sanitation and waste services.

Indicator	2011	2022	Change	Assessment
Piped water inside dwelling	35.8%	53.0%	+17.2 pp	Improved
Flush toilet connected to sewerage	56.2%	72.8%	+16.6 pp	Improved
Electricity for lighting	83.0%	94.5%	+11.5 pp	Improved
Weekly refuse removal by local authority	69.2%	75.6%	+6.4 pp	Improved at household-access level, but operational backlog remains

Source: household service-access comparisons from official municipal / census-based profiles used in the updated Rustenburg statistics memorandum.

**Figure 3. Household service access comparison**



*Long-term access improved on key indicators, but these gains do not remove current maintenance and reliability concerns.*

## 4. Specific commentary on community concerns

### 4.1 Audit outcomes, compliance and procurement governance

- Rustenburg continued to reflect a qualified audit outcome in 2023/24, with recurring problems around revenue management, assets, expenditure and irregular expenditure.
- The municipality's oversight reporting recorded regression in findings and continued weaknesses in consequence management.
- Supply chain management concerns raised previously remain relevant, particularly where persistent irregular expenditure indicates systemic weaknesses in procurement discipline and contract oversight.

### 4.2 Unauthorised, irregular, fruitless and wasteful expenditure

- The audited irregular expenditure closing balance for 2023/24 remained extremely high at about R6.597 billion.
- The municipality's later KPI reporting for 2024/25 indicated an irregular expenditure balance of about R6.442 billion by 30 June 2025, while fruitless and wasteful expenditure worsened from R38.265 million to R63.531 million and unauthorised expenditure remained at R16 million.

- These figures confirm that the municipality's financial control environment remains under severe strain and that historical financial non-compliance has not yet been brought under credible control.

#### **4.3 Financial health and creditor / debtor pressure**

- The municipality's earlier financial-health concerns remain substantially valid, but the official creditor-payment indicator available through annual reporting reflected about 36 days up to 30 June 2024 rather than the older 87-day figure previously cited.
- Even so, the worsening debtor book and rising sundry creditors confirm growing cashflow stress. Aged debtors rose by more than R1.4 billion between Sep 2024 and Sep 2025.
- This means the municipality remains exposed to collection risk, service-provider strain and reduced flexibility to respond to infrastructure failures.

#### **4.4 Repairs and maintenance**

- Repairs and maintenance increased sharply in nominal terms, but the municipality still remains well below the maintenance levels required to stabilise ageing infrastructure.
- The repairs and maintenance ratio remained below 2% of operating revenue in 2024/25, which is far below the commonly referenced 8% benchmark used to assess infrastructure sustainability.
- The community's concern that deferred maintenance is driving higher long-term costs remains fully justified.

#### **4.5 Water losses and water infrastructure**

- The most recent accessible official in-year figures show water distribution losses improving from 60.93% in Sep 2024 to 37.13% in Sep 2025, but this remains above the municipality's own stated norm of 15% to 30%.
- The municipality's broader non-revenue water figure has been reported at about 43.7%, which still reflects severe operational loss and revenue leakage.

- The concerns raised in the 2025 commentary about ageing pipelines, recurring leaks, reservoir strain and chronic underinvestment therefore remain substantively valid.

#### **4.6 Electricity network and supply challenge**

- Electricity distribution losses remained critically high, moving from 32.59% in Sep 2024 to 32.02% in Sep 2025, with no meaningful sustained improvement and still far above the stated 7% to 10% norm.
- The municipality's own planning and budget material has indicated that approximately R967 million is required to address electricity infrastructure upgrades.
- This strongly supports the community's concern that inadequate maintenance and delayed upgrades are contributing to outages, reduced reliability and financial losses.

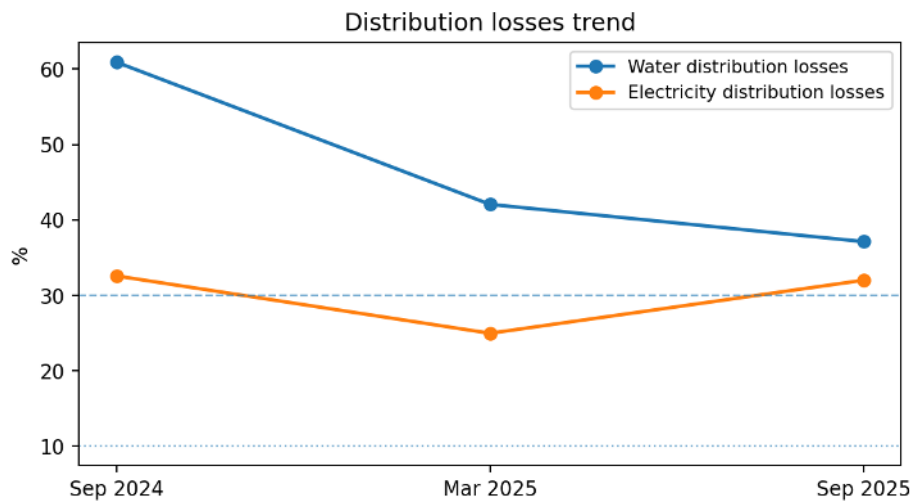
#### **4.7 Sewage and wastewater treatment**

- The municipality's wastewater treatment infrastructure remains under strain, with reported plant-capacity utilisation of approximately 110% at Rustenburg WWTW and about 200% at Monakato.
- The municipal Green Drop score has been reported at about 69%, which indicates continuing wastewater management weaknesses.
- The concern previously raised regarding environmental risk, sewer overflows and the need to halt or carefully phase further development until key upgrades are completed remains well-founded.

#### **4.8 Refuse removal, landfill capacity and waste services**

- The municipality's own IDP material indicates that about 20% of areas are still not receiving waste services.
- Fleet shortages remain a practical constraint on refuse collection, while the waste-management function continues to operate under budget and resource pressure.
- This supports the earlier community concern that weak refuse removal contributes to illegal dumping, environmental harm and visible service-delivery failure.

**Figure 4. Distribution-loss profile in Rustenburg (latest accessible in-year official figures)**



*Water losses improved, but both water and electricity losses remain materially above acceptable norms.*

## 5. Tariffs and affordability

- The municipality's residents continue to carry the burden of higher service costs while operational failures remain visible.
- Where tariffs rise in an environment of weak reliability, the municipality should be required to show how additional revenue is being ring-fenced and applied to maintenance, infrastructure renewal, network losses and service restoration.
- Any future tariff adjustments should be linked clearly to measurable service-delivery improvement and transparent reporting.

**The following concerns were identified by the Community within Rustenburg;**

## **Rustenburg**

### **1. Electricity Network and Supply Challenge**

The Rustenburg Local Municipality is still grappling with significant electricity network and supply challenges, primarily due to inadequate maintenance of its electrical infrastructure and the slow pace of capital upgrades.

The latest official loss figures show that electricity distribution losses remain above 30%, which confirms both technical and non-technical strain on the network and severe revenue leakage.

AfriForum therefore repeats its request that communication channels, fault-reporting systems, outage response times and capital renewal planning receive urgent attention through the IDP and budget process.

### **2. Road signs that need to be replaced**

AfriForum repeats its request that the replacement of missing and damaged road signs should receive urgent attention.

The municipality should use the IDP and annual budget process to allocate sufficient funds for the replacement of road signs, road-marking paint and intersection safety upgrades in areas previously identified by the community.

The specific intersections and roads previously listed in our 2025 submission remain incorporated by reference in this updated commentary and should still be treated as actionable maintenance items.

### **3. Landfill site**

Although the Rustenburg landfill function has shown stronger operational performance than some comparable municipalities, the municipality's own service-backlog evidence still confirms that waste coverage is incomplete and fleet capacity remains constrained.

AfriForum therefore maintains that the waste-management function should receive an adequate and protected budget allocation, including fleet renewal, landfill support equipment and enforcement against illegal dumping.

The municipality must further ensure continued compliance with the National Environmental Management: Waste Act and related environmental obligations.

### **4. Sewage**

The sewage system and treatment works remain under serious pressure, with wastewater-treatment capacity figures indicating that key plants are already overloaded.

AfriForum therefore repeats its request that major development should not outpace essential sewer and treatment upgrades, particularly where this may aggravate overflow and pollution risks.

The municipality must treat sewage spills, pump failures and treatment-works overload as priority infrastructure and environmental-compliance risks.

## **5. Water**

Rustenburg continues to face major water-supply challenges characterised by infrastructure failures, high distribution losses, leak recurrence and inconsistent reliability in parts of the municipal area.

The official figures now provide a more defensible picture than the older 51.57% loss figure previously cited: the latest accessible monthly water-loss measure improved to 37.13% by Sep 2025, but this still remains above the municipality's stated norm and confirms serious inefficiency.

AfriForum therefore repeats its request that pipeline upgrades, reservoir assessments, leak repairs and targeted infrastructure renewal in critical areas should be prioritised through the IDP and budget.

Critical areas where infrastructure needs to be assessed and upgraded remain those previously identified by the community, including Zinniaville, East End, Rustenburg North and Cashan.

We would like to thank you in advance for taking our submission into consideration and resolving these issues for the community.